

EMO10 Outdoor cooling units for door or wall mounting

Characteristics	M.U.	EMO10BM1B	EMO10CM1B	EMO10GM1B
Cooling capacity EN14511 - A35A35	W	1000	1000	1000
Cooling capacity EN14511 - A35A50	W	790	790	790
Power supply	V ~ Hz	230 1~ 50-60	115 1~ 50-60	400/440 2~ 50-60
Width	mm	363	363	363
Height	mm	895	895	895
Depth	mm	239	239+42***	239+58***
Max. current	A	3	6,7	2
Inrush current	A	10,5	23	8
Fuse T	A	6	10	4
Absorbed electric power EN14511 - A35A35	W	470	490	490
Absorbed electric power EN14511 - A35A50	W	560	580	580
Duty cycle	-	100%	100%	100%
Electrical connection	-	4 pole plug	4 pole plug	4 pole plug
Refrigerant R134a	Kg	0,27	0,27	0,27
Cooling circuit max. pressure	bar	25	25	25
External fan air flow	m³/h	570	570	570
Enclosure fan air flow	m³/h	330	330	330
Internal temperature range	°C	+20/+46	+20/+46	+20/+46
Temperature setting	-	Electromechanical thermostat factory set at 35°C		
External temperature range	°C	-20/+55**	-20/+50	-20/+50
Protection level EN60529 - enclosure side	-	IP55	IP55	IP55
Protection level EN60529 - ambient side	-	IP34*	IP34*	IP34*
Noise level	dB (A)	65	65	65
Weight	Kg	28	29	29
Conformity	-	CE	CE	CE
Colour	-	RAL 7035 orange peel effect		

Accessories/Options	
Pack of 5 cloth air filters	AAEFP10
Pack of 1 metal air filter	AAEFM10
Stainless steel version	
Special paint on request	
48VDC evaporator fan	
Anti vandalism fixing devices	
High temperature alarm	
Pressure alarms (high and low)	

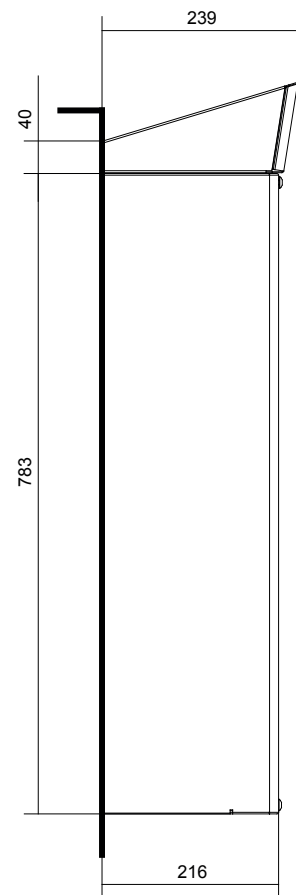
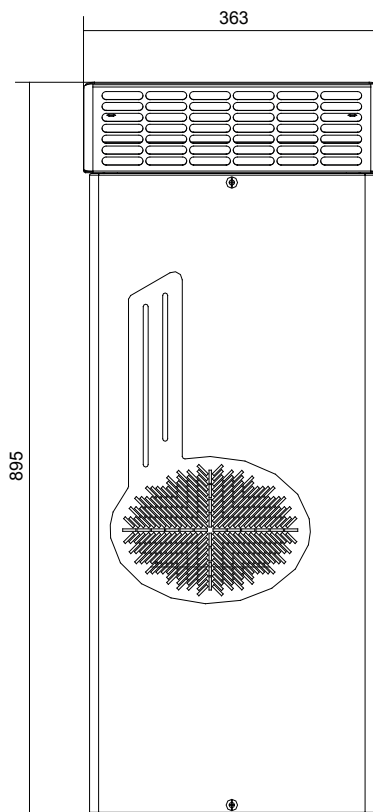
*IP54 protection category for the ambient side electrical connection

** 50 °C at 60 Hz

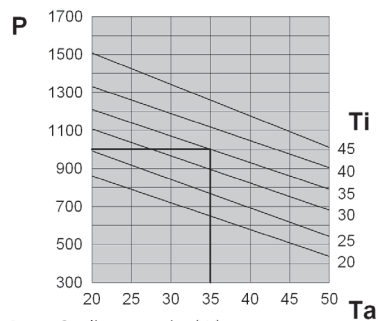
*** Depth increases due to the external mounting of the autotransformer



Dimensions



Performances



P = Cooling capacity (W)
 Ta = Ambient temperature (°C)
 Ti = Inside enclosure temperature (°C)