

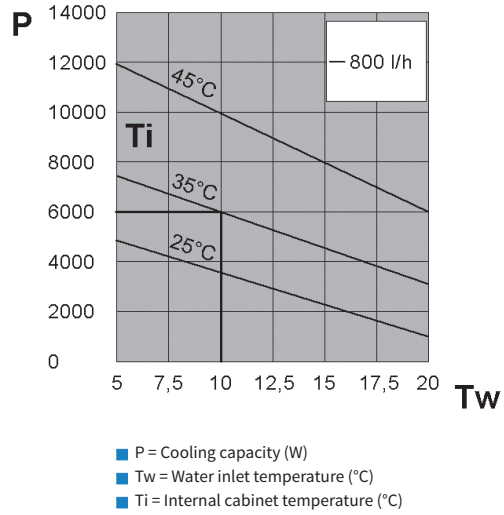
BLU60

Air-water heat exchangers for door or wall installation

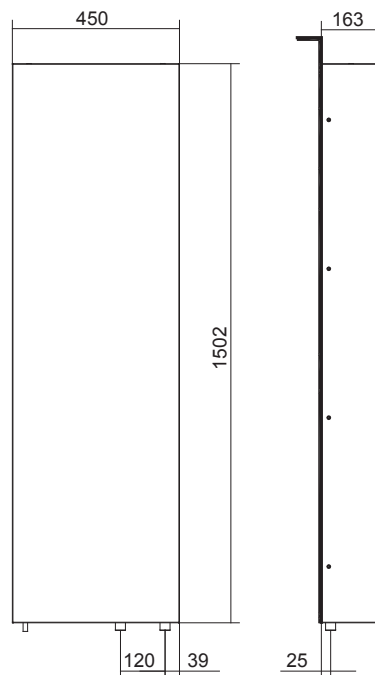
COOLING CAPACITY


6000 W

Performance



Dimensions



Features	UoM	BLU60BX0B	BLU60BXUB	BLU60CX0B	BLU60GX0B
Cooling capacity - W10A35	W	6000	6000	6000	6000
Water flow rate	l/h	800	800	800	800
Power supply	V ~ Hz	230 1~ 50-60	230 1~ 50-60	115 1~ 50-60	400/440 2~ 50-60
Width	mm	450	450	450	450
Height	mm	1502	1502	1502	1502
Depth	mm	163	163	163	163
Max current	A	0.71	1.20	1.50	0.40
T Fuse	A	2	4	4	1
Power draw - W10A35	W	160	220	170	170
Operating cycle	-	100%	100%	100%	100%
Electrical connection		Cable L = 3 m	Cable L = 3 m	Cable L = 3 m	Cable L = 3 m
Type of Refrigerant	-	Water	Water	Water	Water
Max liquid circuit pressure	bar	10	10	10	10
Water connection	m ³ /h	1/2"G	1/2"G	1/2"G	1/2"G
Air flow rate	-	1450	1450	1450	1450
Internal temperature range	°C	20-60	20-60	20-60	20-60
External temperature range	°C	1-70	1-60	1-70	1-70
EN60529 ingress protection - cabinet side	-	IP55	IP55	IP55	IP55
Noise level	dB (A)	69	69	69	69
Weight	kg	40	40	40	42
Colour	-	RAL 7035 embossed effect			
Conformity	-	CE	CE 	CE	CE

Accessories	
Thermostat 20-46°C, gas bulb 15A	C16000002
Solenoid valve, NC	C15000119
Level indicator, NO	C16000140
External stainless-steel framework	
Coating in non-standard colour	